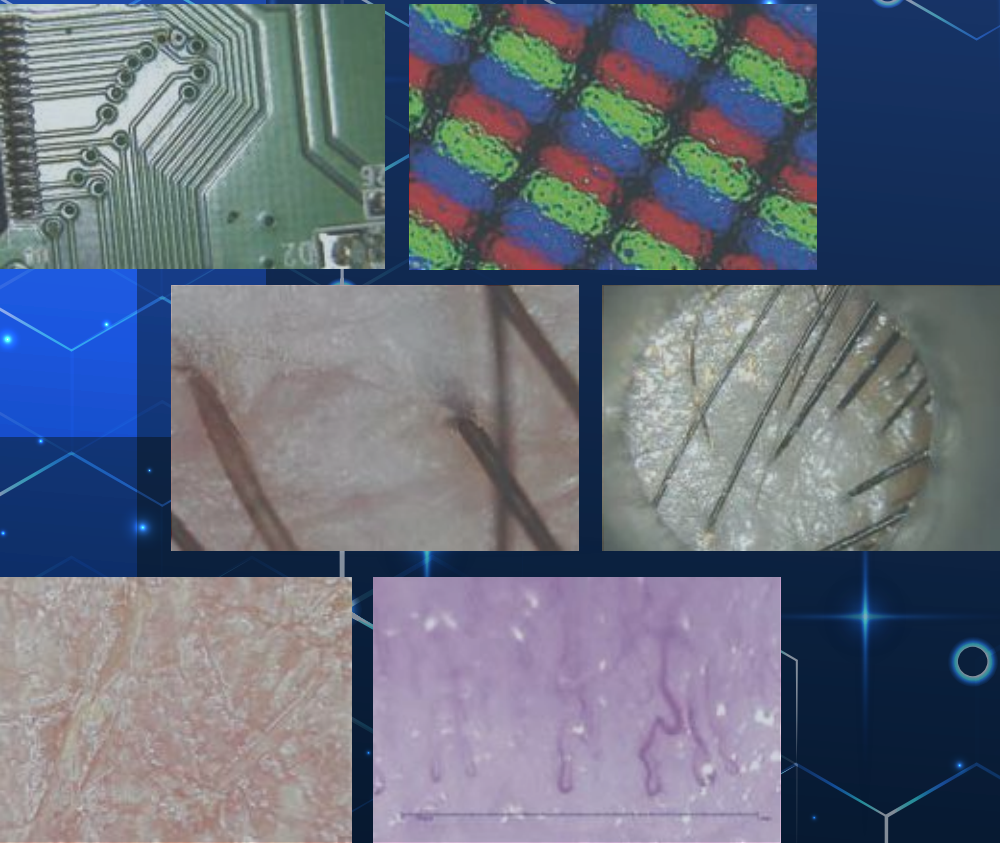


# Autofocus Microscope

## VIEWTY



- ⦿ High speed autofocus & manual focus functions
- ⦿ Use specialized caps for specific applications
- ⦿ Liquid lens
- ⦿ Switch between modes to magnify between 10-250x
- ⦿ The current mode is shown by a LED display
- ⦿ Remote controller for maximum stability
- ⦿ Supported OS: Android&Windows
- ⦿ Dedicated software for measurement and digital zoom
- ⦿ Stylish and ergonomic "pen" shape

**Hi-speed  
Auto-  
focus**

**10~250x  
times**

## High speed autofocus


With specialized liquid lens, Viewty can automatically adjust the focus in no time for the best display.



## Fit attachments for specific uses

Depending on your needs, several attachments are available to allow for precise examinations.

※Ex. Ear/eye revision, veterinary use, endoscopy or even long distances observation. Consult your needs.



## Clear display and photos

Use the ~3.5 million pixel camera to observe, take and store crystal-clear pictures.

With other microscopes



With Viewty



## USB connection

Easy and stable connection to PC/smartphone or other devices for an immediate inspection.



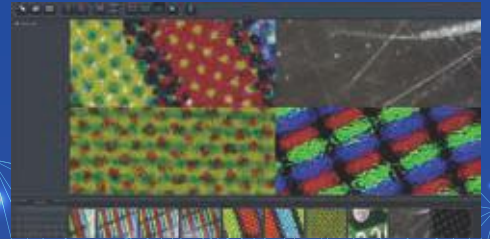
## Remote control function

Handy remote control to take photos and set the focus position. Comfortable and useful to prevent shaking while taking important photos.



## Up to 4 connections possible

Up to 4 microscopes can be connected at the same time. Split the screen in 4 screens to observe and compare at the same time (\*For PC).




## Specifications

OS	Windows10, 8, 7 / Android
Magnification	10~250x (as displayed in a 21.5 inches monitor)
Focal length	40x: 45mm 100x: 13mm 180x: 3mm 250x: 0mm
Shooting range	40x: 10.8×6mm 250x: 1.8×1mm
Camera	CMOS sensor 1/3 CO
Camera resolution	2304×1536 / 0.6184 μm
Focus	Automatic / manual
White balance	Automatic
Exposure	Automatic
Light	White LED×6 (standard) WhiteLED×4 (For holes & corners) ON / OFF
Video format	AVI (1920×1080) 20fps (1280×720, 720×480, 640×80) 30fps
Photo format	JPG (1920×1080, 1280×720, 720×480, 640×480)
Power	Input: DC5V 320mA (USB connection)
Weight	About 89g
Size	About 176mm×29mm×26mm

Measurement function Available

## Description



## Accessories



- ▶ Autofocus microscope main body
- ▶ Cap for holes and corners inspections
- ▶ Remote control
- ▶ USB cableX2 (For Android & PC)
- ▶ Cleaning tools (Cross & Swab)
- ▶ Traveling case

## Options (Sold separately)

### Attachments

Attachment for blood flow on fingers and temp. control.  
※Please, consult your needs about specialize attachments.

### Dedicated stand

If you require a stand, do not hesitate to consult us.

